



The chaperone effect in scientific publishing

Vedran Sekara^a, Pierre Deville^{b,c}, Sebastian E. Ahnert^d, Albert-László Barabási^{c,e,f,g,h,1}, Roberta Sinatra^{c,e,f,i,j,1,2}, and Sune Lehmann^{a,k,1,2}

^aDepartment of Applied Mathematics and Computer Science, Technical University of Denmark, DK-2800 Kongens Lyngby, Denmark; ^bDepartment of Applied Mathematics, Université Catholique de Louvain, 1348 Louvain-la-Neuve, Belgium; ^cCenter for Complex Network Research, Northeastern University, Boston, MA 02115; ^dTheory of Condensed Matter, Cavendish Laboratory, University of Cambridge, Cambridge CB3 0HE, United Kingdom; ^eCenter for Network Science, Central European University, 1051 Budapest, Hungary; ^fDepartment of Mathematics, Central European University, 1051 Budapest, Hungary; ^gCenter for Cancer Systems Biology, Dana-Farber Cancer Institute, Boston, MA 02115; ^hChanning Division of Network Medicine, Brigham and Women's Hospital, Harvard Medical School, Boston, MA 02115; ⁱComplexity Science Hub, 1080 Vienna, Austria; ^jData Science Laboratory, ISI Foundation, 10126 Torino, Italy; and ^kThe Niels Bohr Institute, University of Copenhagen, DK-2100 Copenhagen, Denmark

Edited by Paul Trunfio, Boston University, Boston, MA, and accepted by Editorial Board Member Pablo G. Debenedetti September 6, 2018 (received for review February 15, 2018)

Experience plays a critical role in crafting high-impact scientific work. This is particularly evident in top multidisciplinary journals, where a scientist is unlikely to appear as senior author if he or she has not previously published within the same journal. Here, we develop a quantitative understanding of author order by quantifying this “chaperone effect,” capturing how scientists transition into senior status within a particular publication venue. We illustrate that the chaperone effect has a different magnitude for journals in different branches of science, being more pronounced in medical and biological sciences and weaker in natural sciences. Finally, we show that in the case of high-impact venues, the chaperone effect has significant implications, specifically resulting in a higher average impact relative to papers authored by new principal investigators (PIs). Our findings shed light on the role played by experience in publishing within specific scientific journals, on the paths toward acquiring the necessary experience and expertise, and on the skills required to publish in prestigious venues.

science of science | scientific careers | mentorship

Science as an institution is highly stratified (1), and anecdotal evidence that scientific high achievers are often protégés of accomplished mentors supports the notion that scientific status is passed along through lineages of prominent scientists (2, 3). While single-topic studies like the mathematical genealogy project document such bonds between renowned scientists (4), there is less quantitative understanding of the role of apprenticeship in scientific publishing and of how scientific excellence is passed along between generations (4, 5). Here we quantify a key aspect of this “chaperone effect” by considering how inexperienced scientists transition into senior status given multiple publications within the same scientific journal. We illustrate that the chaperone effect has a different magnitude for journals in different branches of science, the effect being more pronounced within medical and biological sciences and weaker for the natural sciences. For high-impact multidisciplinary journals, a scientist is unlikely to appear as senior author if he or she has not previously published within the same journal. Our findings shed light on the role played by scientific training to acquire the necessary experience, expertise, and skills to publish in venues characterized by a strong chaperone effect.

In general, there are a wealth of indications that young scientists who interact with successful mentors have a higher probability of achieving success later in their careers. For example, an improbably large fraction of Nobel laureates were trained by other laureates (1, 6). Beyond the core skill of learning to select relevant scientific questions and providing meaningful answers, an important aspect of career success rests on publishing in prestigious venues. Here we focus, not on mentorship directly, but on an important facet of the mentorship process: experience with publishing within a specific journal.

The order of authors in multiauthor scientific articles provides important signals regarding the role of each scientist in a project (7, 8). For example, in biological and increasingly in physical sciences typically, the first author is an early-career scientist who carries out the research, while the last author is a mentor figure who plays a role in shaping the research, establishing the paper's structure, and corresponding with journal editors (9, 10). Middle authors generally play more specialized roles, such as contributing statistical analyses. This division of labor is often symbiotic; it has recently been shown that junior researchers tend to work on more innovative topics but need mentorship (11, 12). Further, high-impact works are often performed by multiple authors whose composition is usually heterogeneous in terms of experience (13–16). In this work, we use author order to study the role of experience in crafting scientific work (5) by analyzing the dynamics of scientific multiauthor publications (9, 10). Such sequences provide a “petri dish,” unveiling the patterns that increase the rate of acceptance for some authors. To unravel how the dynamics of these sequences vary across the sciences, we explore the extent to which the principal investigator (PI) of a paper has previously published in the same journal as a junior author. Thus, we address a question which is often asked by scientists: “Can you publish in *Nature* if you have never published in *Nature* before?” Note that here we take *Nature* as an example of a journal with a high-impact factor. However, our analysis spans multiple journals, as described in *Materials and Methods*.

We consider 6.1 million papers published between 1960 and 2012 in 386 scientific journals, covering the fields of mathematics, physics, chemistry, biology, and medicine (see *Materials*

This paper results from the Arthur M. Sackler Colloquium of the National Academy of Sciences, “Modeling and Visualizing Science and Technology Developments,” held December 4–5, 2017, at the Arnold and Mabel Beckman Center of the National Academies of Sciences and Engineering in Irvine, CA. The complete program and video recordings of most presentations are available on the NAS website at www.nasonline.org/modeling-and-visualizing.

Author contributions: S.L. conceived the study; R.S. and S.L. led the research; V.S., R.S., and S.L. designed measures and analyses; V.S., P.D., and R.S. collected and curated the data; V.S. conducted the analysis; S.E.A. made the analytical calculations to explain the alphabetical null model; all authors interpreted and discussed the findings; and V.S., A.-L.B., R.S., and S.L. wrote the paper.

The authors declare no conflict of interest.

This article is a PNAS Direct Submission. P.T. is a guest editor invited by the Editorial Board.

Published under the [PNAS license](http://pnas.org/licenses).

Data deposition: Data about the proportion of new, established, and chaperoned PIs over time and the values of c , C , and C_{alphabet} are provided for each journal on GitHub (<https://github.com/SocialComplexityLab/chaperone-open>).

¹To whom correspondence may be addressed. Email: alb@neu.edu, robertasinatra@gmail.com, or sloj@dtu.dk.

²S.L. and R.S. contributed equally to this work.

This article contains supporting information online at www.pnas.org/lookup/suppl/doi:10.1073/pnas.1800471115/-DCSupplemental.

Published online December 10, 2018.

and Methods for data processing and name disambiguation). Included are the top 3 multidisciplinary journals: *Nature*, *Science*, and *PNAS*. In our analysis, we assume that the PI is listed last in a paper's author list, a common practice in many scientific fields (9, 10, 17). Note, however, that our analysis is not affected if the author list of some papers does not mirror seniority roles (*Materials and Methods*). For all papers in each journal, we divide PIs into three categories: New PIs are those who have not published previously in that specific journal, chaperoned PIs are those who have appeared before only as junior (nonlast) authors, and established PIs are those already previously listed as a last author in the journal (Fig. 1A). By definition, the last author in any given publication can be classified only in one of these categories. For example, F. J. Weissing's first paper in *Nature* was as last author, so he is labeled as a new PI in *Nature* for that year (1999). In 2007, Weissing published in *Nature* as last author again, but because of the previous publication, we categorize him as an established PI in *Nature* in 2007. This 2007 *Nature* paper was coauthored by three other scientists, one of them being O. Leimar. A year later, Leimar published a paper as last author in *Nature* and is therefore marked as a chaperoned PI in *Nature* for that year. In Fig. 1B we show the fraction of new, established, and chaperoned authors over time for three scientific journals.

The proportion of these three kinds of author is substantially different depending on the journal. *New England Journal of Medicine* (*NEJM*) is an example of a journal where the highest fraction of senior authors is new (Fig. 1B, red line), signaling that repeat authorship is less common; i.e., the medical community tends to submit only the most groundbreaking work to this high-impact general interest journal. As a point of contrast, we show *Physical Review D* as an example of a journal where established PIs are predominant, a tendency which increases over time (Fig. 1B, blue line). This picture arises when some authors specialize in writing for a particular disciplinary journal, leading to a

large fraction of repeated names in the PI spot. In Fig. 1B, *Bottom* we show *Nature*, a journal with an interdisciplinary audience, which has undergone a strong change over the past 10 y, with the fraction of new authors dropping significantly. This indicates that it is becoming increasingly rare to publish as the senior author in *Nature* without previous publishing experience in the journal. A possible explanation for this development is an increasing number of authors specializing in writing papers for high-impact general audience journals, eschewing the more traditional pattern of publishing primarily in specialized journals and sending only selected results to high-impact multidisciplinary journals.

To understand the role of journal-specific experience, we investigate the chaperoned authors more closely. Chaperoned authors are senior authors who have published in the journal previously as nonlast authors (Fig. 1A). Due to prior experience with the process, chaperoned PIs already have gone through the intensive process of preparing a manuscript for a high-impact journal and absorbed tacit knowledge on how to frame the message appropriately for the journal audience, how to strike the right tone in the cover letter, how to structure the supporting information, and the subtleties of how to constructively interact with editors, mastering layers of information that is usually invisible to those reading a paper. Hence, the senior author acts as a chaperone simply through guiding the submission process. Having experienced the entire publication process once increases the chances of publishing in similar journals again, since the author is familiar with their particular idiosyncrasies. In Fig. 1B, the chaperoned fraction hovers at around 0.1–0.2 for all three journals, but shows an increasing trend over time for *NEJM* and *Nature*. Thus in both *NEJM* and *Nature*, high-impact journals with a wide audience, the fraction of new authors decreases over time, while the fraction of chaperoned authors slightly increases. In other words, it is becoming harder to publish in *Nature* without having published in *Nature* before.

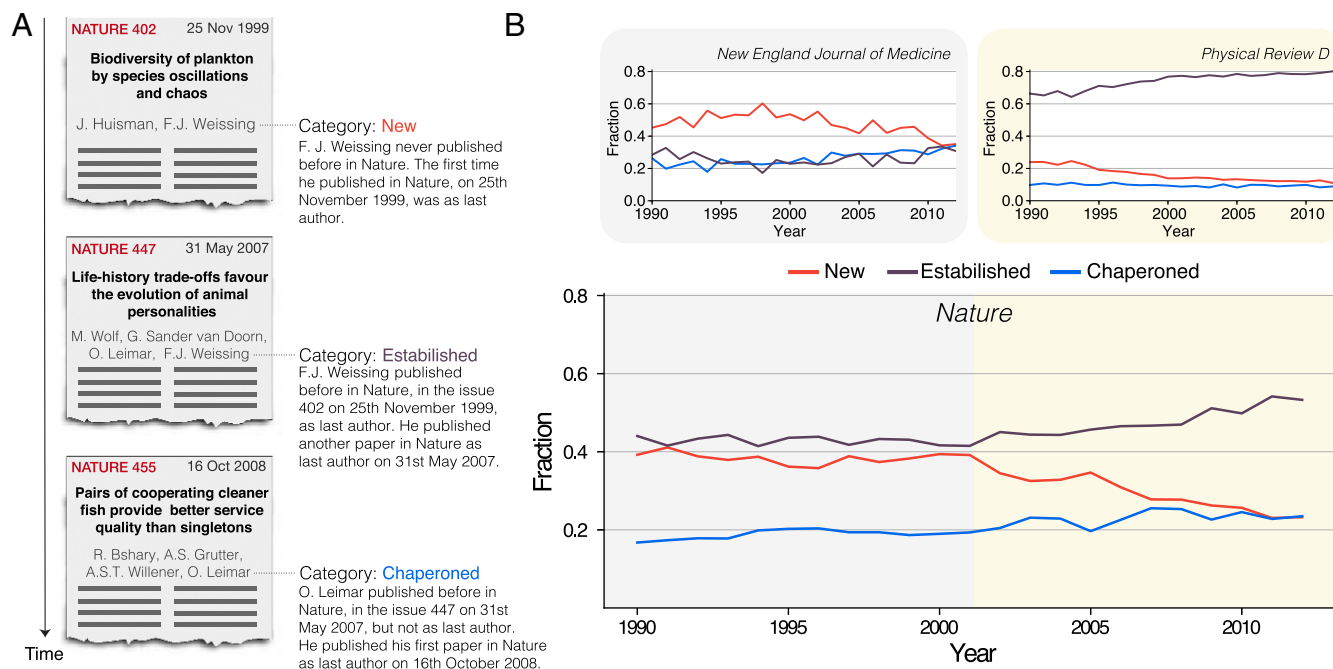


Fig. 1. Probability of being listed as PI in *Nature* given previous publication history. (A) Terminology of authors. The last authors of all papers published each year in *Nature* are divided into three categories: new authors that have never published in *Nature* before, chaperoned authors that have published in *Nature* before only at junior level, and established authors that have already previously published as last authors. (B) Change in author fractions over time for three journals, displaying different trends over time. While in the *New England Journal of Medicine* (*NEJM*) the proportion of different PIs tends to be equally balanced over time, in *Physical Review D* this proportion tends to become more unbalanced, with the fraction of established PIs increasing. For author fractions in *PNAS* see *SI Appendix, Fig. S2*.

We quantify the chaperone effect c for a journal by comparing the number of authors that over time have made the transition from a nonlast position to the last position in the author order with the number of last authors that within the journal have never made such a transition over time. In other words, we compare the proportion between new and chaperoned PIs. The chaperone effect captures the difficulty associated with publishing in a journal without previous experience with that journal. A chaperone effect of $c=1$ implies that there is a balance between new and chaperoned authors. If the chaperone effect for a journal is greater than one ($c > 1$), it means that the fraction of new authors is smaller than the fraction of chaperoned authors and that, to publish in the journal in question, it is important to have a senior author act as a chaperone. Conversely, if a journal has a chaperone effect smaller than one ($c < 1$), publication is easier for new authors. The specific value of c , however, is affected by field-specific characteristics and publishing conventions, like typical team size and individual productivity (18). It also does not take into account the fact the an author can make the transition from nonlast to last position randomly. For these reasons, c of different fields cannot be directly compared.

To correct for these caveats in the quantification of the chaperone phenomenon through c and to be able to compare the importance of apprenticeship across the sciences, we compare the observed values of new and chaperoned with those occurring in two null models (19, 20). First, we consider a system where the ordering of author names is not relevant (21). Therefore, we compare c to c_{random} , where c_{random} is the ratio obtained in a null model where we have randomly permuted the order of author names in each paper. We call $C = c/c_{\text{random}}$ the magnitude of the chaperone effect. Note that the magnitude C cannot be affected by team size and individual volume productivity, as these are preserved in the randomization. However, C does capture significant changes in the order of authors with respect to the random ordering. In general, the chaperone phenomenon

occurs when $C > 1$, i.e. when the transition nonlast→last is more frequent than the appearance of new authors in the last position in a statistically significant way. Second, in some fields (e.g., mathematics), alphabetical author sorting is an important convention. Therefore, we also compare c to c_{alphabet} , which is based on a system where all author lists are sorted alphabetically (22). Based on this second model, we construct $C_{\text{alphabet}} = c/c_{\text{alphabet}}$. Values of C_{alphabet} are typically smaller than one (*SI Appendix, section 1*). In a nutshell, the deviation of c from c_{random} and c_{alphabet} provides the magnitude of the chaperone effect, stripped of any confounding effects (*Materials and Methods*).

In Fig. 2, we show the distribution of C as well as C_{alphabet} for the five fields mentioned above and for interdisciplinary journals. Fig. 2 is in line with the collective intuition about “the purity of sciences” (23). Mathematics show very few signs that experience influences the transition between junior and senior levels. This is likely in part due to the fact that authorship conventions in mathematics dictate alphabetical order for all publications (22). We see the magnitude of the chaperone effect growing across physics, chemistry, and medicine, with the strongest effect within biology and general-topic journals. For these fields, there is a clear relationship between having published in them as a junior researcher and the probability of publishing in them as PI, illustrating that experience with publication is important for transitioning between junior and senior authorship within high-impact journals.

Assessing the existence of an unbalanced proportion of chaperoned and new last authors prompts an important question: How does publishing in a journal as a nonlast author impact one’s odds for one day publishing as last author? Since we do not have access to statistics for rejected papers, we are unable to answer that question exactly. We can, however, answer a closely related question, namely, How does the probability of transitioning to last author change as a function of number of occurrences as a nonlast author? In Fig. 3A we see that, in the

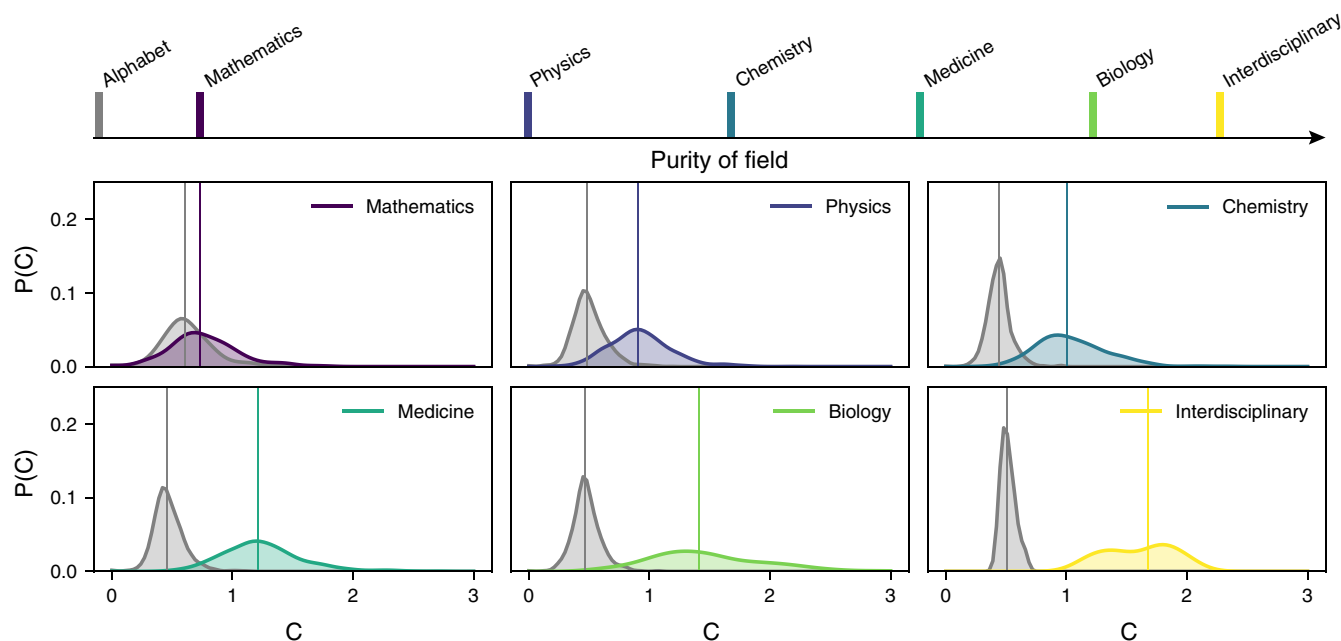


Fig. 2. Comparison of chaperone effect between scientific fields. Yearly distributions for the past 12 y are collapsed into single distributions and enable us to compare scientific fields (*SI Appendix, section 2 and Fig. S1*). For the different disciplines we find on average that $\langle c/c_{\text{random}} \rangle_{\text{math}} \simeq 0.73$, $\langle c/c_{\text{random}} \rangle_{\text{physics}} \simeq 0.91$, $\langle c/c_{\text{random}} \rangle_{\text{chemistry}} \simeq 1.01$, $\langle c/c_{\text{random}} \rangle_{\text{medicine}} \simeq 1.21$, and $\langle c/c_{\text{random}} \rangle_{\text{biology}} \simeq 1.41$, while the effect for interdisciplinary journals is $\langle c/c_{\text{random}} \rangle_{\text{interdisciplinary}} \simeq 1.68$. A Wilcoxon rank sum test, moreover, illustrates that the distributions are distinguishable $P \ll 0.05$. The C_{alphabet} distributions all peak around 0.5 because of the analytical properties of the null model (see *SI Appendix, section 1* for a proof). C is represented by the colored distributions while C_{alphabet} distributions are indicated in gray.

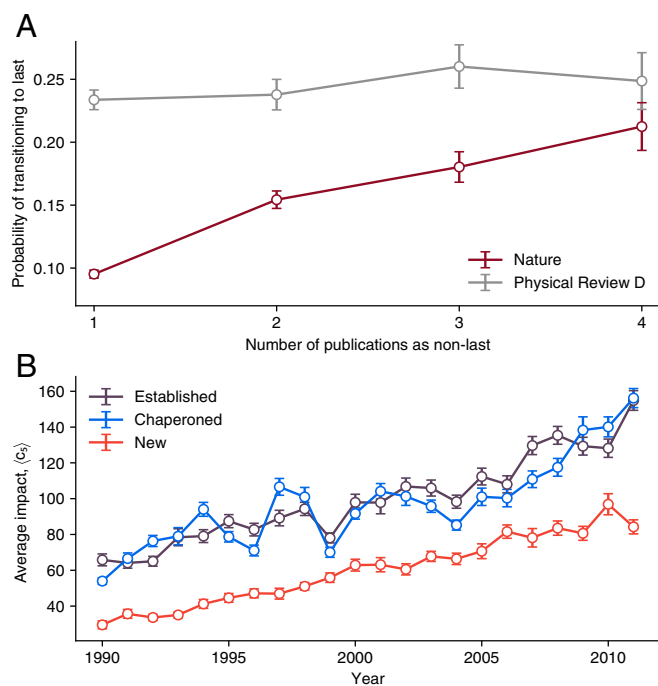


Fig. 3. The advantages of chaperoned and established PIs. (A) The probability of transitioning to last author as a function of number of occurrences as nonlast author for a specialized journal, *Physical Review D*, and an interdisciplinary journal, *Nature*. (B) Average impact of papers in *Nature*, quantified with citations after 5 years from publication (c_5), for papers authored by new, chaperoned, and established last authors.

case of *Nature*, this probability grows significantly from 10% after one publication to nearly 20% after four publications as nonlast author (for the study of the chaperone effect in *PNAS*, see *SI Appendix*, Figs. S3 and S4). In contrast, the same transition probability is 25% in the case of the highly disciplinary *Physical Review D* and does not change with additional publications as nonlast author.

There is a critical aspect of the chaperone effect that we have not yet explored: Does experience with publication within a certain journal play a role in the scientific impact of subsequent papers that the PI published in the same venue? Could it be that new, chaperoned, and established last-author papers receive different levels of recognition from the scientific community? Our initial hypothesis was that papers authored by new PIs might have higher impact, since their lower odds of being published might signal a higher significance of the reported discoveries for the scientific community. To test this hypothesis, we quantified the impact of each paper by measuring c_5 , its citations after 5 y from publication, a measure that is not affected by the specific-field citation dynamics (24). This allowed us to directly calculate the average impact over time for three categories of papers: those with chaperoned, established, and new PIs. In the case of *Nature* the result is striking (Fig. 3B). We find that papers with established and chaperoned PIs have indistinguishable impact. Contrary to what we expected, however, papers authored by new PIs in *Nature* receive on average only half the citations of papers authored by chaperoned and established PIs, indicating a systematically lower scientific impact. The same pattern is observed in the entire group of interdisciplinary journals, suggesting this pattern is consistent in these venues with high selection pressure and only a small fraction of all scientists manage to publish as PI. In more specialized field-specific journals, a difference can be also present, but the differences between the three categories of authors tend to be smaller (*SI Appendix*, section 3). Thus,

our findings suggest that experience of publishing within specific journals can play an important role in acquiring long-term scientific impact.

Taken together, our results add a piece to the puzzle of how mentor–protégé relations function more generally (4, 5, 25–28), where a full picture of the relation will also draw on understanding how teams are assembled and produce knowledge (13, 29). In this sense, additional research is needed to understand the complex processes that drive the differences between new and chaperoned authors. By focusing on the role of experience within journals and fields, we deliberately average over authors with very different levels of success and do not account for the fact that good protégés tend to find good mentors; nor do we include the fact many young authors leave science altogether. Therefore, it is important to stress that our results are not designed to answer the deeper questions about mentor–protégé rules, but point to the general structures in how knowledge needed to write for certain journals is different across the sciences, with high-impact, interdisciplinary journals showing a particularly strong effect.

Thus, while the available data here do not allow us to strictly pinpoint which facet of experience is most important to succeed in science or which share of a senior author's apprentices are successfully chaperoned (30), we have demonstrated that the chaperone effect does indeed exist, showing that the ability to publish in certain venues is something that junior scientists learn from senior colleagues. Further, we have demonstrated that apprenticeship is not just about membership in the exclusive club of having published in *Nature* or another prestigious journal, but that papers by chaperoned authors have greater scientific impact than papers by new PIs. In addition, we show that the magnitude of the chaperone effect varies across scientific fields (23). The chaperone effect is most strongly expressed in prestigious multidisciplinary journals, demonstrating that the highly specialized skill set required to publish in these venues is passed along more strongly than any field-specific expertise.

Materials and Methods

Data. We use publication data provided by the *Web of Science* database (www.webofknowledge.com), purchased for research purposes by some of the authors of this publication in 2013. The database includes several types of scientific outputs such as articles, letters, reviews, editorials, and abstracts from 1898 to 2012 across more than 22,000 scientific journals from broad domains, resulting in a set of more than 50 million papers. For each paper, the dataset includes more information on the date of publication (month, day, year), the journal name and journal issue, author names with the order they appear in the article, their affiliations, and the references to past articles indexed in the database. For *Nature* we downloaded the full publication history using the *Nature* opensearch Application Programming Interface.

For our analysis, we focused on publications from 1960 to 2012 published in interdisciplinary journals (*Nature*, *Science*, and *PNAS*), as well as in journals associated to five distinct scientific fields: medicine, biology, mathematics, chemistry, and physics. To identify the journals belonging to each category, we first parsed dedicated Wikipedia pages containing lists of journal names associated to specific scientific fields and then matched these with the journals in the database (31). In total we identified 97 biology, 337 medicine, 243 physics, 248 mathematics, 138 chemistry, and 3 interdisciplinary journals.

Next, we extracted the publications associated to each of these categorized journals. To ensure dealing with original research, we collected only publications labeled as articles, letters, and reviews and that did not have a title containing the terms comment, reply, errata, or retracted article. Moreover, to have enough statistics, only the categorized journals fulfilling the following criteria were taken into account for our analysis: The collected publications associated to the journal span a period of at least 10 y, at least 1,000 collected publications were published in the journal overall, and at least 100 collected publications were published each year in the journal.

After this preprocessing, our data amount to (i) 795,558 publications from 40 journals in biology, (ii) 1,350,936 publications from 128 journals in medicine, (iii) 1,753,641 publications from 117 journals in physics, (iv) 208,223 publications from 26 journals in mathematics, (v) 1,341,150

publications from 72 journals in chemistry, and (vi) 251,294 publications from *Nature*, *Science*, and *PNAS*. Data about the proportion of new, established, and chaperoned PIs over time and the values of c , C , and C_{alphabet} are provided for each journal on GitHub (<https://github.com/SocialComplexityLab/chaperone-open>). Raw data from *Web of Science* cannot be shared publicly on the web, but we offer the possibility to reproduce our results starting from raw records by making a research visit to Northeastern University or Central European University where the data are accessible. Data about the journal *Nature* can be downloaded for free from *Nature* opensearch (<https://www.nature.com/opensearch/>).

Author Name Disambiguation. We formatted all author names present in the collected publications to lowercase and converted their names into their first letter only. An author named “John Smith” or “Mary Suzy Johnson” would thus be converted to the format “smith,j” or “johnson,ms,” respectively. We considered the sequence of publications within the same journal and authored by an identical formatted name to correspond to the same individual. We expect errors induced by homonyms, i.e., distinct individuals that share the same formatted name, to be low as we compare only names within the same journal. An error can thus occur only if two distinct individuals share the same formatted name and evolve in the same scientific field, i.e., the same journal, which is already an accurate disambiguating feature (32).

- Cole JR, Cole S (1973) *Social Stratification in Science* (Univ of Chicago Press, Chicago).
- (2018) Mathematics genealogy project. Available at genealogy.math.ndsu.nodak.edu/. Accessed February 14, 2018.
- (2018) Academic genealogy of theoretical physicists. Available at en.wikipedia.org/wiki/Academic_genealogy_of_theoretical_physicists. Accessed February 14, 2018.
- Malmgren RD, Ottino JM, Amaral LAN (2010) The role of mentorship in protégé performance. *Nature* 465:622–626.
- Chao GT, Walz P, Gardner PD (1992) Formal and informal mentorships: A comparison on mentoring functions and contrast with nonmentored counterparts. *Pers Psychol* 45:619–636.
- Zuckerman H (1967) Nobel laureates in science: Patterns of productivity, collaboration, and authorship. *Am Sociol Rev* 32:391–403.
- Lehmann S, Jackson AD, Lautrup BE (2006) Measures for measures. *Nature* 444:1003–1004.
- Shen HW, Barabási AL (2014) Collective credit allocation in science. *Proc Natl Acad Sci USA* 111:12325–12330.
- van Dijk D, Manor O, Carey LB (2014) Publication metrics and success on the academic job market. *Curr Biol* 24:R516–R517.
- Austin J (2014) What it takes. *Science* 344:1422.
- Packalen M, Bhattacharya J (2015) Age and trying out new ideas (National Bureau of Economic Research, Cambridge, MA), Working Paper 20920.
- Callaway E (2015) Young scientists go for fresh ideas. *Nature* 518:283–284.
- Wuchty S, Jones BF, Uzzi B (2007) The increasing dominance of teams in production of knowledge. *Science* 316:1036–1039.
- Jones BF, Wuchty S, Uzzi B (2008) Multi-university research teams: Shifting impact, geography, and stratification in science. *Science* 322:1259–1262.
- Milojević S (2014) Principles of scientific research team formation and evolution. *Proc Natl Acad Sci USA* 111:3984–3989.
- Klug M, Bagrow JP (2016) Understanding the group dynamics and success of teams. *R Soc Open Sci* 3:160007.
- Waltman L (2012) An empirical analysis of the use of alphabetical authorship in scientific publishing. *J Informetrics* 6:700–711.
- Way SF, Morgan AC, Clauset A, Larremore DB (2017) The misleading narrative of the canonical faculty productivity trajectory. *Proc Natl Acad Sci USA* 114:E9216–E9223.
- Radicchi F, Fortunato S, Castellano C (2008) Universality of citation distributions: Toward an objective measure of scientific impact. *Proc Natl Acad Sci USA* 105:17268–17272.
- Radicchi F, Castellano C (2012) Testing the fairness of citation indicators for comparison across scientific domains: The case of fractional citation counts. *J Informetrics* 6:121–130.
- Sinatra R, Wang D, Deville P, Song C, Barabási AL (2016) Quantifying the evolution of individual scientific impact. *Science* 354:aaf5239.
- Waltman L (2012) An empirical analysis of the use of alphabetical authorship in scientific publishing. *J Informetr* 6:700–711.
- Munroe R (2008) Purity of sciences. Available at <https://xkcd.com/435/>. Accessed September 20, 2018.
- Wang D, Song C, Barabási AL (2013) Quantifying long-term scientific impact. *Science* 342:127–132.
- Scandura TA (1992) Mentorship and career mobility: An empirical investigation. *J Organ Behav* 13:169–174.
- Higgins MC, Kram KE (2001) Reconceptualizing mentoring at work: A developmental network perspective. *Acad Manag Rev* 26:264–288.
- Allen TD, Poteet ML, Burroughs SM (1997) The mentor's perspective: A qualitative inquiry and future research agenda. *J Vocat Behav* 51:70–89.
- Singh R, Ragins BR, Tharenou P (2009) Who gets a mentor? A longitudinal assessment of the rising star hypothesis. *J Vocat Behav* 74:11–17.
- Guimera R, Uzzi B, Spiro J, Amaral LAN (2005) Team assembly mechanisms determine collaboration network structure and team performance. *Science* 308:697–702.
- Clauset A, Larremore DB, Sinatra R (2017) Data-driven predictions in the science of science. *Science* 355:477–480.
- Sinatra R, Deville P, Szell M, Wang D, Barabási AL (2015) A century of physics. *Nat Phys* 11:791–796.
- Torvik VI, Smalheiser NR (2009) Author name disambiguation in MEDLINE. *ACM Trans Knowl Discov Data* 3:1–29.

Robustness of Results to Alphabetic Ordering. In certain scientific fields it is common to order authors alphabetically (17). As such, to understand how this affects the results, we perform two versions of our analysis: one, taking all publications into account, and another one, a version where we have disregarded publications where authors are alphabetically ordered. This removes 17.7% of all publications within biology, 14.4% within medicine, 30.9% within physics, 75.1% within mathematics, 23.3% within chemistry, and 20.8% within interdisciplinary journals. Note that these numbers include publications where the authors are ordered by choice, but also publications where this occurred by chance. Nonetheless, our conclusions are robust for both datasets, consistent with the result shown in Fig. 2 that there is a significant difference between observed C and that of the alphabetical null model C_{alphabet} (SI Appendix, Fig. S5).

ACKNOWLEDGMENTS. R.S. thanks Michael Szell for useful discussions and feedback and Alex Gates for support with the *Web of Science* data. This work was supported by Air Force Office of Scientific Research Grants FA9550-15-1-0077 and FA9550-15-1-0364 (to A.-L.B. and R.S.); The European Commission, H2020 Framework program, Grant 641191 CIMPLEX; The Templeton Foundation (R.S. and A.-L.B.); the Intellectual Themes Initiative project “Just Data” funded by Central European University (R.S.); The Villum Foundation (S.L.); and The Independent Research Fund Denmark (S.L.).